

Accessories

Jumbo Deep Hook Set

The ultimate big pulling tool for large heavy-duty pulling
#311480 (24 lbs.)



Ford T Hook

#311463 (4 lbs.)



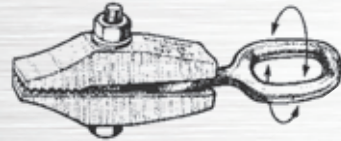
GM-R Hook

For quick anchoring and pulling on full-frame vehicles
#311562 (4 lbs.)



Dyna-Mo™ Jr. Clamp

New generation of Mo-Clamps. Self-tightening. Thin-edged nose for getting into hard-to-reach places. Drop-forged round wedge to keep twist out of chain, aggressive cross-hatch tooth design, spring-loaded for easy opening.



#311050

Dyna-Mo™ Corner Clamp

With 3-tons of capacity, the Corner Clamp conforms to the exacting standards of all Mo-Clamp products. Made from Mo-Clamp Tru-Tuff™ heat-treated steel alloy, the 90° Corner Clamp uses a drop-forged wedge for added strength. Eliminates the need to use two separate clamps and will be able to get into narrow and confined areas.




Specifications: Overall length: 7" (178 mm), Weight: 2.14 lbs. (.97 kg)
Capacity: 3-tons (2,722 kg), Throat Depth: 1" (25.5 mm)

Replacement Parts: #5257 Nut, Bolt, Spring & Washer, #9702 Wedge

#311053

Dyna-Mo™ C Clamp

New generation of Mo-Clamps. Self-tightening. Great for getting over lips or edges. Drop-forged round wedge to keep the twist out of chain, aggressive cross-hatch tooth design, spring-loaded for easy opening.



Specifications: Gripping surface: 1 1/4" wide (32 mm), 1/2" deep (13 mm), Overall length: 7" (178 mm), Weight: 2 lbs. (.91 kg), Capacity: 3-tons (2,722 kg)

Replacement Parts: #5246 Nut, Bolt, Spring & Washer, #9702 Wedge

#311035

Frame Rack Unibody Clamp

Bar holes designed for three ways of pulling, using Shackle (#4044) and Oval Loop (#4043). Clamp has recessed pockets to hold bolts stationary for easy tightening.

Specifications: Gripping surface: 8" wide (203 mm), 3/4" deep (19 mm), Overall length: 14 1/2" (368 mm), Weight: 19 lbs. (8.62 kg), Capacity: 5 tons (4,536 kg)

Replacement Parts: #228770 Oval Loop, #228765 1/2" Shackle
#311250

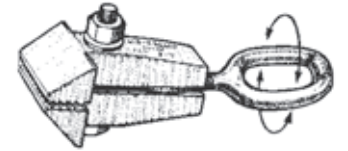


DYNA-MO™ W CLAMP

New generation of Mo-Clamps. Self-tightening. Wider tooth surface to grab more thin metal without tearing. Drop-forged round wedge to keep twist out of chain and aggressive cross-hatch tooth design.

Specifications: Gripping surface: 2 1/4" wide (57 mm), 1 3/4" deep (45 mm), Overall length: 7" (178 mm), Weight: 3 lbs. (1.36 kg), Capacity: 3 tons (2,722 kg)

Replacement Parts: #5247 Nut, Bolt, Spring & Washer, #9702 Wedge
#311060



Tac-N-Pull™ With Pull Plates

For hard-to-hold pulls. Tack weld one of the reusable plates. Attach clamp and pull. Break tack weld with a grinding cut-off wheel or cutting torch. Includes two 3" plates, two 1 1/2" plates, and two 1" plates.

Specifications: Gripping surface: up to 3" wide (76 mm), Overall length: 5 1/2" (140 mm), Weight: 3 lbs. (1.36 kg), Capacity: 3 tons (2,722 kg)

Replacement Plates: #0801 1" Pull plate, #0802 1 1/2" Pull plate, #311115 3" Pull plate

#311119

Pull Plate Kit, #0805



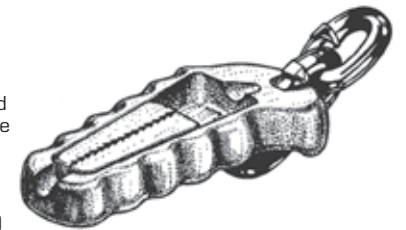
Inline Slider™ Clamp

New generation of Mo-Clamps. Self-tightening. Made of heat-treated Tru-Tuff steel alloy. Grabs onto flanges and provides a sure grip while pulling "in-line". Finger grips are cast into the tool to provide easy handling while positioning the clamp.

Specifications: Gripping surface: 3" (76mm), Overall length: 7" (178 mm), Weight: 3.4 lbs. (1.54 kg), Capacity: 5 tons (4,536 kg)

Replacement Parts: #185005 Jaw "A", #185006 Jaw "B"

#311197



Go to www.chassisliner.com for **used equipment**, frame rack **trade-ins**, and current **monthly specials**.



Bigger, Better, Stronger... We'll Prove It.



Heavy-Duty Load Binder

Tightens the chain when anchoring.

#228270 (11 lbs)



Chain Lock

Exclusive to Chassis Liner's™ slotted towers. Allows for holding one pull while continuing second pull.

#684070 (10 lbs)



Down-Pull Roller

Allows versatile down-pulls from any angle with hundreds of possible positions. Simple, quick and easy – it truly works!

#682020 (20 lbs)



Tower Extension

#682010 (70 lbs)

Overhead Puller

2' extension enables lifts of roofs and cab corners.

#684065 (41 lbs)

Chain 3/8" 20' with grab hook,
#684157 (22 lbs)



Xtra Tower Roller

EXCLUSIVE! Add additional Tower Rollers for up to 3 pulls per tower.

#682015 (16 lbs)

– COMBO PACKAGE: Tower Extension (#682010), Overhead Puller (#684065), Chain 3/8" 20' (#684157), and Xtra Tower Puller (#682015), Combo #832430



Double Pulley Tower Roller

Hook 2 chains at one to make a double pull.

#682017 (20 lbs)



Fast Jack™ – 2 Bag

Lift capacity: 4,500 lbs. (2041 kg)
Minimum Height: 6 1/2" (165mm)
Maximum Height: 15 1/2" (394mm)

#784160 (34 lbs)

4" Extension for Fast Jack

#314015 (3 lbs)

Pinch Weld Adapter for Fast Jack

#314020 (5 lbs)



Fast Jack™ – 3 Bag

Lift capacity: 4,500 lbs. (2041 kg)
Minimum Height: 7 7/8" (200mm)
Maximum Height: 19 1/4" (489mm)

#314110 (38 lbs)



Heavy-Duty Winch

For loading disabled vehicles onto the frame rack.

#784166 (49 lbs)

#684175, Bracket Only



Chassis Liner™ Chain Board

Never again run short on chains for your frame rack! This board contains four 5' chains, four 10' chains and four chain shorteners. All parts are zinc plated for lasting durability.

#702000 (127 lbs)



Wheel Stands

Versatile to fit multiple-size hubs for all vehicles.

#784155 (33 lbs)



Jacking Beam

Versatile beam that slides between the treadways, allowing underbody adjustments.

#554045 (40 lbs)



Stacking Mugs

Replace those old dangerous wood blocks with a set of steel stacking mugs to help support and secure the frame for pulling.

#873150 (Set of 5-100 lbs)



Aluminum Steps

– Fully welded, durable and lightweight, anti-slip surfaces

– All steps have 2.5" rubber foot pads that grip the floor

– Rated for 350 lb. maximum capacity

#345000 2 step (20 lbs)

#345005 3 step (30 lbs)



Pow'r Pusher

Push and pull while holding.

#784255 (150 lbs)



Buckle Wrench

#277100 (30 lbs)

